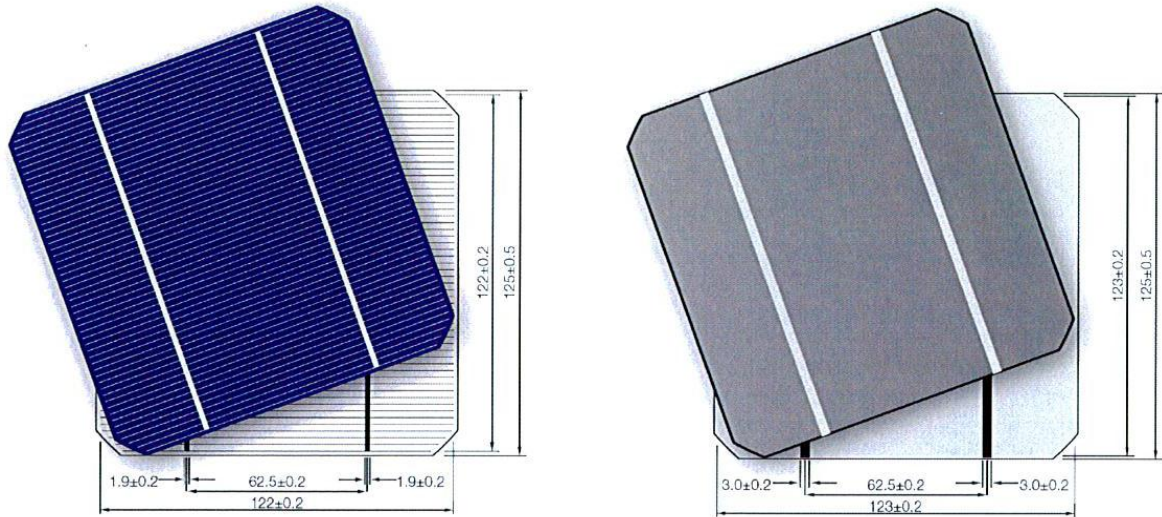


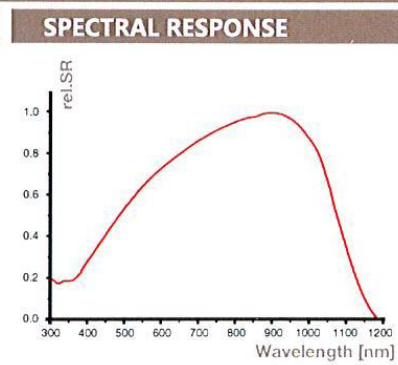
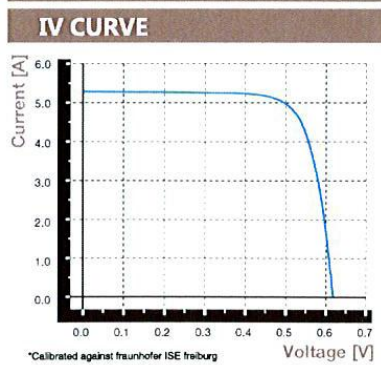
单晶硅太阳能电池片

mono-Si solar cells



MECHANICAL DATA AND DESIGN		TEMPERATURE COEFFICIENTS	
Format	125mm x 125mm±0.5mm	TkVoltage	-0.356%/K
Thickness	200µm±30µm	TkCurrent	+0.024%/K
Front(-)	1.9mm bus bars(silver), blue anti-reflecting coating(silicon nitride)	TkPower	-0.46%/K
Back(+)	3mm wide soldering pads(silver), back surface field(aluminum)		

No.	Efficiency(%)	Pmpp(w)	Ump(V)	Impp(A)	Uoc(V)	Isc(A)	FF(%)
10	18.20-18.40	2.82	0.530	5.317	0.630	5.685	78.69
09	18.00-18.20	2.79	0.527	5.292	0.628	5.669	78.34
08	17.80-18.00	2.76	0.524	5.264	0.626	5.648	78.02
07	17.60-17.80	2.73	0.522	5.231	0.624	5.634	77.67
06	17.40-17.60	2.70	0.519	5.202	0.623	5.621	77.10
05	17.20-17.40	2.66	0.515	5.169	0.621	5.591	76.67
04	17.00-17.20	2.63	0.512	5.140	0.620	5.571	76.19
03	16.80-17.00	2.60	0.508	5.114	0.619	5.551	75.61
02	16.60-16.80	2.57	0.508	5.078	0.618	5.527	75.29
01	16.00-16.60	2.52	0.502	5.015	0.616	5.496	74.48



INTENSITY DEPENDENCE

Intensity [W/m²]	Isc*	Voc*
1000	1.0	1.000
900	0.9	0.989
500	0.5	0.963
300	0.3	0.939
200	0.2	0.920

*Ratio of Voc(Isc) at reduced intensity to Voc(Isc) at 1000 W/m²